


# PWCE Long Front



Let **PWCE** take care of your long reach needs.



Added a 15' stick

Stretched the original boom to 17'

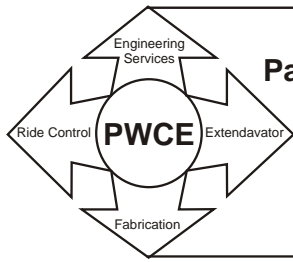
"Power Plant Debris Control"



The Long Front is designed with the same high standards as other PWCE products.

## Features

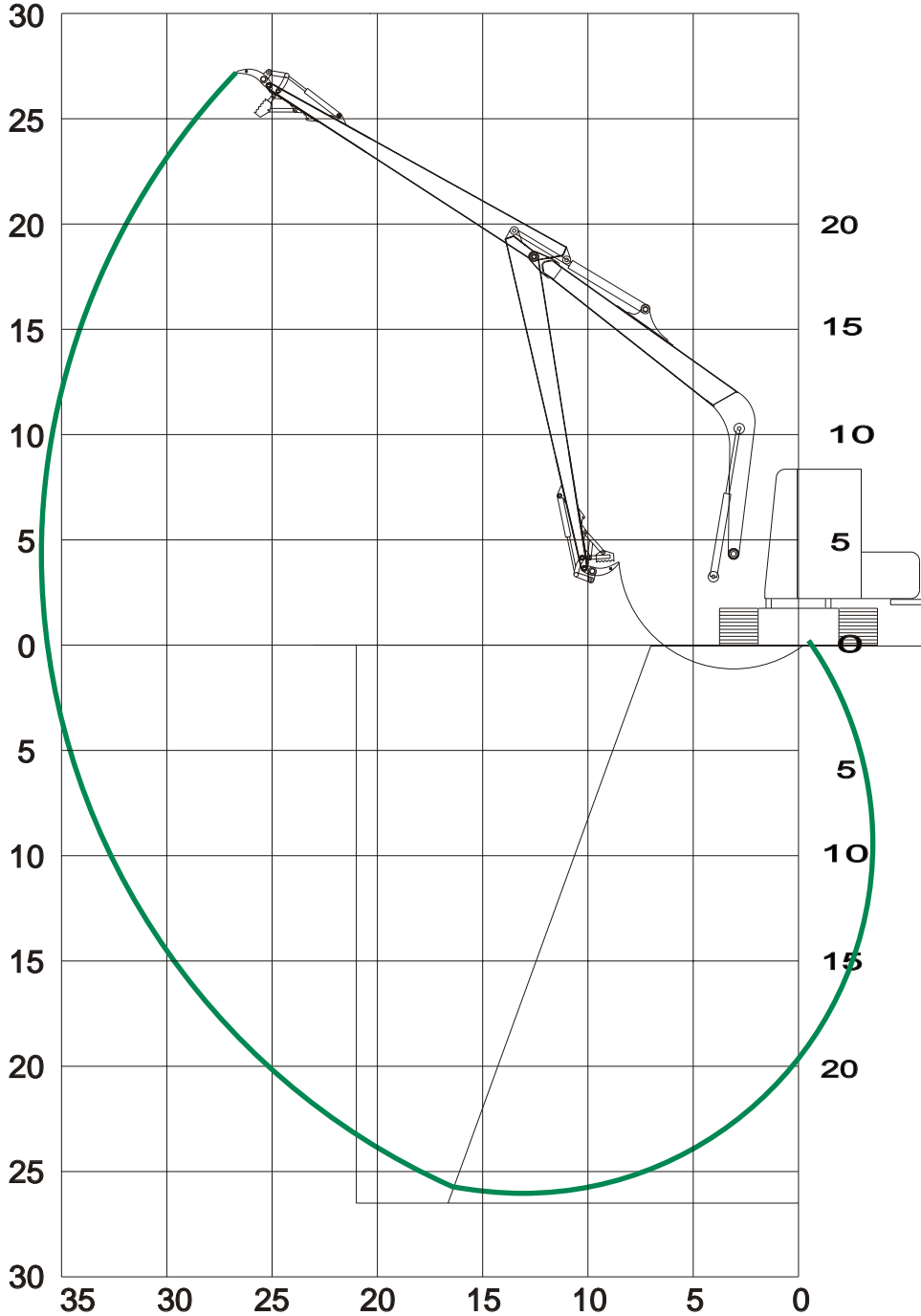
- 3' Rake with a Hydraulic Thumb
- Optional 36" Bucket
- Total 35' Ground Reach
- > Features a 28' Dig Depth



**Paul Wever Construction Equipment Co., Inc.**

P.O. Box 85 401 Martin Drive  
 Goodfield, IL 61742-0085  
 Phone (309) 965-2005 Fax (309) 965-2905  
 1-800-990-PWCE Internet: www.pwce.com

**17' BOOM 15' STICK TB070**



Paul Wever Construction Equipment is dedicated to product support for the construction equipment industry. We provide owners, operators, and dealers with solutions to their problems. If you have a need for engineering services, new product development, or current product support, please call us at 800-990-PWCE.

The Long Front is a cost effective way to add extra reach and digging depth to your excavator. Compare the cost difference between the Long Front and purchasing a larger machine to get the desired reach. The Long Front fits both full-size and mini excavators.

